

LICENSES/FEEES

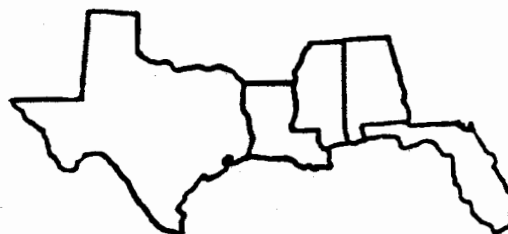
Required by

Alabama, Florida, Louisiana,
Mississippi and Texas

In Their Marine Waters

compiled by

GULF STATES MARINE FISHERIES COMMISSION
P.O. Box 726
Ocean Springs, Mississippi 39564
(601) 875-5912



ALABAMA

LICENSES (All expire 9/30)	COST*
Resident Oyster Catcher	\$ 25.00
Resident Crab Catcher	50.00
Resident Shrimp Boat - Recreational	15.00
Resident Shrimp Boat - Commercial	
under 30'	50.00
30' to 45'	75.00
over 45'	100.00
Resident Oyster Dredge (+ \$1000 bond)	25.00
Resident Commercial Gill-Trammel Nets and Seines	
0' to 1200'	100.00
1200' to 2400'	150.00
Resident Recreational Gill-Trammel Nets and Seines	
Up to 300'	50.00
Resident Menhaden Purse Seine	500.00
Resident Seafood Dealer	125.00
Resident Live Bait Dealer	50.00
Resident Commercial Hook and Line	25.00
Nonresident Sport Fish Annual	
Florida	26.00
Louisiana	17.50
Mississippi	21.00
Georgia	20.00
All others	16.00
Nonresident Sport Fish Trip	
Louisiana	11.50
Georgia	5.50
Tennessee	9.40
All others	8.00

*Fees effective 10/1/88.

Licenses may be purchased by mail from Marine Resources Division, P.O. Box 189, Dauphin Island, AL 36528 by enclosing a money order for the license fee. There is no application form. Applicants for oyster boat, shrimp boat and menhaden licenses must include the registered vessel name or state registration number. Before selling a live bait dealer license the person's boat, truck or place of business must be inspected. Non-residents pay the same fee that is charged Alabama residents to fish in other states but no less than double the fee shown above except for shrimp boat and trawl licenses to residents of Mississippi (reciprocal agreement state). Licenses may be purchased at Marine Resources Division offices at Dauphin Island, Bayou La Batre and Gulf Shores.

ALABAMA NONRESIDENT SEAFOOD LICENSE FEES

	FL	LA	MS	TX	GA
Shrimping, Commercial	\$200/boat	\$165.00 + \$100/trawl	Same as AL resident	Bay Boat \$320 + \$100/Person Gulf Boat \$200 + \$100/Person	\$175.25 + Boat lic. \$3/ft over 18'
Recreational	\$200/boat	\$65.50	Same as AL resident	\$15/trawl + \$20/person	\$75/boat
Oystering, Commercial	\$200/boat + \$100/indiv.	\$165/boat + \$120/tong	\$100/boat	\$60/boat + \$100/person	\$130.25 + boat lic. 50¢/ft over 18'
Recreational	0	\$25.50	\$10/person	\$20/person	0
Crabbing, Commercial	\$200/boat	\$265/boat	\$200/boat	\$60/boat + \$100/person	Same as Comml. Oystering
Recreational	0	\$35.50	0	\$20/person	0
Nets & Seines, Commercial	\$200 by boat or \$100 by shore	\$265/boat	\$300/boat	\$285 plus \$2/100' of net	Same as Comml. Oystering
Recreational	2 x AL Fee	\$65.50	Same as Commercial	\$20/person	2 x AL Fee
Hook & Line, Commercial	\$200/boat	\$165/boat	\$100/boat	\$60/boat + \$225/person	Same as Comml. Oyster
Recreational	Ann. \$26 Trip \$8.	Ann. \$17.50 Trip \$11.50	Ann. \$21 Trip \$8.	Ann. \$16. Trip \$8.	Ann. \$13.50 Trip \$8.70
Buyer/Wholesale Dealer	\$500 County \$1000 State Wide	Combined	Combined	\$400	\$50
Retail Seller	\$200	\$405	\$100	\$50	2 x AL Fee
Purse Seine	\$225/boat	\$2185	\$200	\$2000	\$200
Transport	\$10	\$30	\$20	\$10	\$10

2

FLORIDA

LICENSES	NUMBER SOLD 1987-88	COST	REVENUE
Resident Retail Seafood Dealer			
Primary	2,798	\$ 25.00	\$ 69,950.00
Secondary Location	1,728	10.00	17,280.00
Nonresident Retail Seafood Dealer			
Primary	24	200.00	4,800.00
Secondary Location	227	25.00	5,675.00
Alien Retail Seafood Dealer			
Primary	52	250.00	13,000.00
Secondary Location	6	50.00	300.00
Resident County Wholesale Seafood Dealer	937	300.00	281,100.00
Nonresident County Wholesale Seafood Dealer	10	500.00	15,000.00
Alien County Wholesale Seafood Dealer	5	1,000.00	5,000.00
Resident Statewide Wholesale Seafood Dealer	202	450.00	90,900.00
Nonresident Statewide Wholesale Seafood Dealer	5	1,000.00	5,000.00
Alien Statewide Wholesale Seafood Dealer	0	1,500.00	0
Blue Crab Permit	3,054	NC	0
Stone Crab Permit	4,068	NC	0
Crawfish	4,773	50.00	238,650.00
Closed Season Crawfish Permit - Dealer	50	100.00	5,000.00
Closed Season Crawfish Permit - Transport	0	50.00	0
Oyster Harvesting Permit - West of Aucilla River Only	2,366	5.00	11,830.00
Oyster Harvesting Nonresident	22	100.00	2,200.00
Commercial Permit to Transport Oysters Over Land West of Aucilla River Only	1,604	NC	0
Oyster Relaying Permit	28	NC	0
Oyster Leases	161	5.00/acre	10,088.50
Dead Shrimp Production License - St. Johns River Only	85	250.00	21,250.00
Bait Shrimp - Statewide	136	NC	0

FLORIDA (Continued)

LICENSES	NUMBER SOLD 1987-88	COST	REVENUE
Live Shrimp Production License	50	\$ 250.00	\$ 12,500.00
Noncommercial Shrimp Trawling License - St. Johns River Only	45	50.00	2,250.00
Purse Seine	141	25.00	3,525.00
Manatee County Gill Net	217	300.00	65,100.00
Pinellas County Gill Net	171	300.00	51,300.00
Pasco County Gill Net	21	300.00	6,300.00
Nassau County Gill Net	8	250.00	2,000.00
Bait Mullet Permit	16	10.00	160.00
St. Johns County Beach Seine	7	250.00	1,750.00
License To Take Sardine-like Fish From Pinellas County Waters	15	50.00	750.00
Wakulla County Nonresident Commercial Fishing	4	250.00	1,000.00
Wakulla County Resident Commercial Fishing	162	5.00	810.00
Special Scientific Collecting Permit	131	NC	0
Marine Turtle Permit	210	NC	0
Permit for Experimental Fishing Gear Development	11	NC	0
Permit for Catching and Possessing Protected Fish Species	63	NC	0
Chemical Collecting Permit (Special Activities)	87	NC	0
Pleasure Vessel Registrations	644,807	*	5,908,282.50
Commercial Vessel Registrations Fish Spiny Lobster Shrimp Live Bait Oyster Mackerel Sponge Hire Charter Canoe	30,667	*	521,455.00
Certificates Issued to Marine Institutions With Exempt Status From Payment of Vessel Registration Fee**	80	2.25	180.00***
Vessel Registration Issued to Federal, State, County and City Owned Vessels	309	NC	0
Vessel Registration Transfers	101,700	1.00	101,700.00

FLORIDA (Continued)

LICENSES	NUMBER SOLD 1987-88	COST	REVENUE
Titles Issued	180,855	\$ 1.50	\$ 271,282.50
Liens Recorded	41,381	1.00	41,381.00
Liens Satisfied	21,883	NC	0
Duplicate Titles	9,502	fees varied*	64,077.00
Duplicate Vessel Registrations**	15	2.25	56.25
Change of Classifications**	0	2.25	0.00
Nonresident or Alien Commercial Vessel Fees	671	50.00	33,550.00
Brevard/Indian River County Clam			
- Residential	897	100.00	89,700.00
- Nonresident/Alien	34	500.00	17,000.00
Use of Dredge for Harvesting Oysters or Clams on Private Leases (\$3,000 bond)	0	NC	0
Obtaining Oysters and Clams for Bedding	0	NC	0
Dredging Dead Shells From Live Oyster Beds	0	NC	0
Retaining Oyster Shells for Planting Purposes	0	NC	0
Continued Use of Specifically Prohibited Cultch on Shellfish Leases	0	NC	0
Permit to Suspend Cultivation Requirements	0	NC	0
Oyster and Clam Cannery	0	50.00	0
Marine Mammal Maintenance Permits	22	NC	0
Marine Mammal Shipping Permits	55	NC	0
Saltwater Products			
Residents	23,061	25.00	576,525.00
Nonresidents	976	100.00	97,600.00
Aliens	585	150.00	87,750.00
Restricted Species Endorsement	1,363	NC	0

DEFINITIONS

NC = No charge.

*All motorboats (vessels propelled or powered by machinery), except non-motor powered commercial fishing vessels, are subject to a uniform registration license fee based on length of the vessel according to the schedule.

FLORIDA (Continued)

Separate classes of vessels (pleasure and commercial) are also identified for purposes of fund distribution.

**Number processed/issued by state. Amended Chapter 327.11(8)(9) to allow County tax collectors to issue duplicate registrations and change of class registrations and all non-profit registrations are issued by the County tax collectors. The \$1 fee is retained by the County.

Commercial Vessel means:

- a) Any resident vessel engaged in the taking of saltwater fish or saltwater products, freshwater fish or freshwater products for sale either to the consumer, retail dealer or wholesale dealer.
- b) Any vessel engaged in any activity wherein a fee is paid by the user, either directly or indirectly, to the owner, operator, or custodian of the vessel.

Non-commercial Vessel means: Any vessel other than a commercial vessel.

All 11 Florida Marine Patrol District Offices have applications; however, applications must be sent directly to Tallahassee when applying for all licenses.

LOUISIANA

LICENSE	COST	NUMBER SOLD FY87
Commercial Fisherman, Resident	\$ 55	28,429
Commercial Fisherman, Nonresident	105	3,102
Hoop Net - Any Legal Number, Resident	25	1,883
Hoop Net - Any Legal Number, Nonresident	100	42
Gill Net - Any Legal Number, Resident	25	3,271
Gill Net - Any Legal Number, Nonresident	100	220
Trammel Net - Any Legal Number, Resident	25	826
Trammel Net - Any Legal Number, Nonresident	100	21
Fish Seine - Any Legal Number, Resident	25	281
Fish Seine - Any Legal Number, Nonresident	100	10
Slat Trap - Any Legal Number, Resident	25	488
Slat Trap - Any Legal Number, Nonresident	100	3
Crab Trap - \$1.00 per trap up to 25 traps used on trot line, Resident	25	2,879
Crab Trap - \$1.00 per trap up to 25 traps used on trot line, Nonresident	100	48
Shrimp Trawl - Per Trawl, Resident	25	24,358
Shrimp Trawl - Per Trawl, Nonresident	100	5,156
Oyster Tong - Per Tong, Resident	30	539
Oyster Tong - Per Tong, Nonresident	120	172
Oyster Dredge - Per Net, Resident	25	1,073
Oyster Dredge - Per Net, Nonresident	100	157
Butterfly Net - Per Net, Resident	25	10,785
Butterfly Net - Per Net, Nonresident	100	24
Purse/Menhaden Seine - Per Seine, Resident	505	109
Purse/Menhaden Seine - Per Seine, Nonresident	2,020	7

LOUISIANA (Continued)

LICENSE	COST	NUMBER SOLD FY87
Vessel License, Resident	\$ 15	26,161
Vessel License, Nonresident	60	2,914
Wholesale/Retail Dealer - Vehicle or Business, Resident	105	1,840
Wholesale/Retail Dealer - Vehicle or Business, Nonresident	405	357
Wholesale/Retail Dealer - Restaurants and Retail Grocers Only, Resident	30	2,084
Transport License, Resident	30	884
Fish Farmer, Resident	15	45
Nonresident Minnow Dealer	205	4
Oyster Lease Application Fee		
10 A and under	100	
11-20 A	150	
21-200 A	\$2.50/A for each acre after 20	
201-1,000 A	\$1.50/A for each acre after 20	
Oyster Lease Rental	\$2/A/yr	
Undersized Dredge Permit	Free	
Bait Dealers Permit (needed during closed season between spring and fall shrimp season)	\$1,000 bond	
Experimental Fisheries Permit	\$50 plus \$1,000 deposit for Residents plus \$4,000 deposit for Nonresidents	

MISSISSIPPI








LICENSES	RESIDENT FEE	*NON- RESIDENT FEE
BOAT LICENSES		
Shrimp		
Recreational	\$ 15.00	\$ 30.00
Under 30'	50.00	100.00
30' to 45'	75.00	150.00
Over 45'	100.00	200.00
Crab		
Commercial Crab	75.00	200.00
Fish		
Gill & Trammel Net	100.00	300.00
Charter Boat	100.00	100.00
Hook and Line	100.00	100.00
Menhaden Boat/Net	150.00	N/A
Oyster		
Recreational	10.00	10.00
Tonging	50.00	100.00
Dredging	100.00	200.00
Live-Bait		
Live-bait Dealer	50.00	N/A
Live-bait Catcher	50.00	N/A
BUSINESS LICENSES		
Interstate Commerce	20.00	20.00
Seafood Dealer	100.00	100.00
Seafood Processor	200.00	200.00
Menhaden Processor	500.00	N/A

*A nonresident will be charged the same fee for a license as is required of a Mississippi resident as a nonresident in that state. This is applicable only if the fee charged exceeds the nonresident fees herein listed.

ATTENTION: Commercial and Recreational Fishermen

Bag, Possession, and Size Limits of Saltwater Fishes

(Effective, December 1, 1986)

		DAILY BAG (Per Angler)		POSSESSION (Per Angler)		MINIMUM LENGTH (Inches)		MAXIMUM LENGTH (Inches)	
		COMM.	RECRE.	COMM.	RECRE.	COMM.	RECRE.	COMM.	RECRE.
	COBIA	NO LIMIT	NO LIMIT	NO LIMIT	NO LIMIT	33 (FL)*	33 (FL)	NO LIMIT	NO LIMIT
	MULLET	NO LIMIT	NO LIMIT	NO LIMIT	NO LIMIT	10 (FL)	NO LIMIT	NO LIMIT	NO LIMIT
	RED DRUM	NO LIMIT	10	NO LIMIT	30	14 (TL)*	14 (TL) ^{*1}	30 (TL) ^{*2}	30 (TL) ^{*2}
	SPOTTED SEATROUT	NO LIMIT	25	NO LIMIT	75	14 (TL)	14 (TL) ^{*3}	NO LIMIT	NO LIMIT
	RED SNAPPER	NO LIMIT	NO LIMIT	NO LIMIT	NO LIMIT	13 (TL)	NO LIMIT	NO LIMIT	NO LIMIT
	KING MACKEREL	NO LIMIT	2	NO LIMIT	2 ^{*4}	NO LIMIT	NO LIMIT	NO LIMIT	NO LIMIT
	SPANISH MACKEREL	NO LIMIT	NO LIMIT	NO LIMIT	NO LIMIT	14 (FL)	NO LIMIT	NO LIMIT	NO LIMIT

*Notes:

FL = Fork Length



TL = Total Length



- (1) Recreational fishermen may retain no more than 5 red drum under 14 inches.
- (2) Commercial or recreational fishermen may retain no more than 2 red drum over 30 inches.
- (3) Recreational fishermen may retain no more than 5 spotted seatrout under 14 inches.
- (4) Recreational fishermen fishing in charter boats can possess no more than 2 king mackerel per person on board, or no more than 3 fish per angler, exclusive of captain and crew, whichever is greater, for a single days catch.

MISSISSIPPI DEPT. OF WILDLIFE CONSERVATION
BUREAU OF MARINE RESOURCES
Long Beach, MS 39560
Phone: 864-4602

TEXAS

LICENSE	NUMBER SOLD FY87	COST	REVENUE
Resident Combination Hunting and Fishing	675,512	\$ 15.00	\$9,430,377.50
Resident Fishing	1,058,997	8.00	7,945,166.00
Temporary (14 day) Resident Fishing	44,749	5.00	202,192.50
Saltwater Sportfishing Stamp	542,606	5.00	2,452,105.00
Fishing Exempt for Blind or Disabled Veteran (60%)	4,227	1.50	4,904.50
Fishing Duplicate	558	5.00	2,756.50
Shellfish Culture	23	50.00	1,150.00
Nonresident Fishing	38,613	15.00	560,421.50
Temporary Nonresident Fishing (5 days)	55,798	8.00	416,751.50
Lake Texoma Fishing	25,392	5.75	171,111.60
Retail Fish Dealer	4,005	30.00	120,150.00
Saltwater Trotline Tags	9,064	2.00	18,128.00
Seine Tags	6,655	2.00	13,310.00
Fish Guide	838	50.00	41,900.00
Fish Boat	721	10.50	7,533.00
Bait Dealer	2,730	20.00	54,600.00
Commercial Oyster Dredge	221	50.00	11,050.00
Wholesale Fish Dealer	374	400.00	149,600.00
Wholesale Fish Dealer - Truck	97	250.00	24,250.00
Retail Fish Dealer - Truck	907	50.00	45,350.00
Fish Farm	378	10.00	3,780.00
Fish Farm Vehicle	39	10.00	390.00
Commercial Fishing Boat	1,050	10.50	11,205.00
Mussel Shell Permit	98	20.00	1,960.00
Mussel Dredge Permit - Power	1	45.00	45.00
Commercial Fishing Boat - Menhaden	26	2,000.00	52,000.00
Sport's Oyster Dredge	200	10.00	2,000.00
Commercial Gulf Shrimp Boat	3,038	80.00	303,800.00
Shrimp House Operator	32	300.00	9,600.00
Individual Bait Shrimp Trawl Tags	3,597	15.00	53,640.00

TEXAS (Continued)

LICENSE	NUMBER SOLD FY87	COST	REVENUE
Bait Shrimp Dealer	495	\$ 60.00	\$ 29,700.00
Commercial Bay Shrimp Boat	3,402	80.00	272,160.00
Commercial Bait Shrimp Boat	2,527	80.00	202,160.00
Nonresident General Commercial Fisherman	1,751	100.00	175,100.00
Nonresident Commercial Finfish	58	125.00	2,900.00
Resident Commercial Finfish Fisherman	491	65.00	31,915.00
Resident General Commercial Fisherman	11,042	15.00	165,630.00
Finfish Import	193	50.00	9,650.00
Resident General Commercial Fisherman's Vessel Licenses:			
For 2 Resident Commercial Fishermen	933	30.00	27,990.00
For 3 Resident Commercial Fishermen	860	45.00	38,700.00
For 4 Resident Commercial Fishermen	288	60.00	17,280.00
For 5 Resident Commercial Fishermen	53	75.00	3,975.00
Nonresident General Commercial Fisherman's Vessel Licenses:			
For 2 Nonresident Commercial Fishermen	337		67,400.00
For 3 Nonresident Commercial Fishermen	401		120,300.00
For 4 Nonresident Commercial Fishermen	207		82,800.00
For 5 Nonresident Commercial Fishermen	52		26,000.00
Oyster Lease Fee	44 Leases	3.00/acre	7,068.70
Oyster Production Tax	67,128 Barrels	0.10/barrel	6,712.80
Shell Dredge Permit	1 Permit	1.57/yd ³	-

**NUMBER OF PAID FISHING LICENSE HOLDERS, LICENSE SALES, AND
COST TO FISHERMEN FISCAL YEAR 1987**

State	Paid Fishing License Holders*	Resident Fishing Licenses, Tags, Permits & Stamps	Nonresident Fishing Licenses, Tags, Permits & Stamps	Total Fishing Licenses, Tags, Permits & Stamps+	Gross Cost To Fishermen
Alabama	616,313	531,517	113,041	644,558	\$ 5,049,783
Alaska	297,711	181,721	140,773	322,494	4,028,812
Arizona	497,237	460,365	157,976	618,341	5,751,617
Arkansas	641,564	626,464	141,068	767,532	6,900,160
California	2,341,565	3,355,307	69,350	3,424,657	39,230,069
Colorado	747,235	605,266	325,248	930,514	8,273,884
Connecticut	205,954	198,934	7,020	205,954	1,538,396
Delaware	19,762	20,668	4,066	24,734	199,285
Florida	809,491	629,225	189,491	818,716	7,058,305
Georgia	739,275	873,224	57,901	931,125	4,735,117
Hawaii	8,377	8,377	265	8,642	27,045
Idaho	430,479	322,663	158,063	480,726	4,718,749
Illinois	816,076	912,043	39,459	951,502	5,488,416
Indiana	660,001	624,566	111,870	736,436	4,562,192
Iowa	423,668	417,966	38,705	456,671	3,649,082
Kansas	305,352	261,793	52,367	314,160	3,844,692
Kentucky	641,217	556,244	140,287	696,531	5,370,072
Louisiana	570,844	748,917	42,580	791,497	2,982,308
Maine	251,299	181,207	86,824	268,031	4,557,348
Maryland	385,749	406,079	40,581	446,660	3,169,551
Massachusetts	204,923	214,680	8,149	222,829	2,357,851
Michigan	1,566,589	1,230,418	355,056	1,585,474	12,976,305
Minnesota	1,464,545	1,015,012	258,410	1,273,422	15,880,348
Mississippi	480,412	394,001	86,411	480,212	3,170,428
Missouri	1,039,988	1,586,522	133,516	1,720,038	7,837,387
Montana	379,382	317,321	279,662	596,983	6,219,097
Nebraska	260,378	264,955	45,803	310,758	2,716,172
Nevada	170,402	202,803	58,258	261,061	2,434,839
New Hampshire	167,633	112,183	56,114	168,297	2,819,670
New Jersey	237,851	365,942	11,178	377,120	3,692,565
New Mexico	264,456	194,052	80,406	274,458	3,302,769
New York	1,122,431	956,856	234,360	1,191,216	9,942,707
North Carolina	456,179	429,462	54,595	484,057	5,635,000
North Dakota	161,610	169,662	18,196	187,858	1,009,138
Ohio	1,194,405	1,084,930	112,745	1,197,675	8,716,201
Oklahoma	587,900	488,072	89,065	577,137	7,241,146
Oregon	762,138	980,829	224,807	1,205,636	10,974,145
Pennsylvania	1,127,284	1,056,898	70,386	1,127,284	12,934,672
Rhode Island	41,336	36,894	6,195	43,089	350,935
South Carolina	372,604	368,096	50,209	418,305	4,400,673
South Dakota	193,283	248,183	53,582	301,765	1,711,899
Tennessee	768,426	772,627	185,212	957,839	5,649,815
Texas	1,878,278	2,373,007	94,411	2,467,418	16,564,432
Utah	394,423	276,765	163,240	440,005	5,925,745
Vermont	105,230	102,353	58,698	161,051	1,476,236
Virginia	622,641	746,458	85,156	831,614	4,629,157
Washington	846,944	1,070,209	134,463	1,204,672	12,108,199
West Virginia	283,436	509,766	53,632	563,398	2,966,941
Wisconsin	1,535,247	1,344,590	404,492	1,749,082	14,950,915
Wyoming	247,913	120,838	167,184	288,022	3,542,291
TOTALS**	30,348,599	30,959,051	5,550,622	36,509,673	\$315,272,561

* A paid license holder is one individual regardless of the number of licenses he may purchase.
Data certified by State Fish and Game Departments.

** Persons who fished in more than one State are counted in each State where they fished.

+ Period covered not identical to period covered by certification for all States.

